

MIRAGE



**MITSUBISHI
MOTORS**

Drive your Ambition




Performance

MIRAGE




(3A92) 1.2L In-Line 3 DOHC MIVEC

The MIVEC adjusts the timing of the intake camshafts for optimal performance across the RPM range. By optimizing the valve timing, more air is allowed into the cylinder, ensuring a more efficient burn.



INVECS-III CVT

The INVECS-III CVT maximizes the engine power and RPM resulting in excellent fuel economy while still providing smooth and agile driving feel throughout the rev range.



Aerodynamic Design ($C_d=0.29$)

The Mirage's low drag coefficient results in better performance and fuel efficiency.



Small Turning Radius

The Mitsubishi Mirage has a tight turning radius of 4.6 meters, one of the tightest in its class.

All your big plans in life fit in the Mitsubishi Mirage. With practical features and remarkable fuel efficiency, it is the perfect partner for achieving your milestones in life.



Up to
21
km/l

Standout Mileage

*Mitsubishi Motors Corporation test results using EU combined cycle

Great Colors



Wine Red Pearl



Majestic Red



Savanna White



Cool Silver



Virgil Gray



Pyreneese Black

Interior



With amazing leg & headroom for up to five adults and an ergonomically designed dashboard with a touchscreen Multimedia Entertainment System and air conditioner dial controls, a comfortable and convenient ride awaits you every time.

Safety

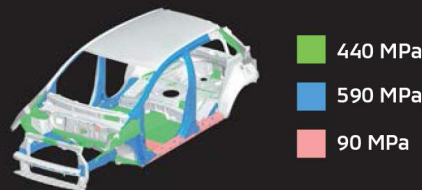


Dual SRS Airbags

Drive around knowing that the Mitsubishi Mirage's airbags will provide additional protection for you and your passenger during direct frontal collision.

Reinforced Impact Safety Evolution [RISE] Body

The RISE body structure's crumple zones effectively absorb and disperse crash energy away from the cabin protecting all passengers.



Genuine Accessories



Scuff Plate with Mirage Logo

Side Sill Extension

Side Window Deflector

Side Protection Molding

Shift Knob CVT

B-Pillar Sticker

Plating Tailgate Plating Garnish

Plating Rear Combination Lamp Garnish

Rear Spoiler

Cargo Net

Luggage Tray (Ralliart)



Adult Occupancy Protection Mini Car Category

Won the ASEAN NCAP Grand Prix Award for Adult Occupancy Protection in the Mini Car Category



Mirage SPECIFICATIONS	GLX CVT	GLX M/T
Overall Length (mm)	3795	
Overall Width (mm)	1665	
Overall Height (mm)	1500	
Wheelbase (mm)	2450	
Min Ground Clearance (mm)	160	
Tread (Front/Rear) (mm)	1430/1415	
Gross Vehicle Weight (kg)	1310	1280
Curb Weight (kg)	845	820
Seating Capacity (Persons)	5	
Fuel Tank Capacity (L)	35	
PERFORMANCE		
Max. Speed (km/h)	167	170
Min. Turning Radius (m)	4.6	
ENGINE		
Type and Model	(3A92) 1.2L In-Line 3 DOHC MIVEC	
Fuel System	Electronic Controlled Multi-Point Injection [ECI-MULTI]	
Displacement (cc)	1193	
Bore x Stroke (mm)	75 x 90	
Compression Ratio	10.5 : 1	
Max. Power (Ps/rpm)	78 / 6000	
Max. Torque (N-m/rpm)	100 / 4000	
TRANSMISSION		
Model	INVECS-III CVT	5-Speed Manual
Drive	4.007 - 0.550	-
1st	-	3.545
2nd	-	1.913
3rd	-	1.310
4th	-	0.973
5th	-	0.804
Reverse	3.771	3.214
Final Gear Ratio	3.757	4.055
SUSPENSION		
Front	MacPherson Strut Coil Spring	
Rear	Torsion Beam	
BRAKES		
Front	13-inch Ventilated Disc	
Rear	7-inch Leading and Trailing Drums	
Brake Booster	8-inch Master Vacuum	
TIRES AND WHEELS		
Tires	165/65 R14	
Wheels	14" x 4.5J Alloy	
Spare	14" x 4.5J Steel	
STEERING		
Gear Type	Rack and Pinion	
Steering Wheel	3-Spoke Urethane	
Power Steering	Electronic type	
Tilt Adjustment	Equipped	
AUDIO SYSTEM		
Type	2 DIN Tuner / iPod Compatibility with Aux-In and USB port / Bluetooth Connectivity	
Speakers	2	
Antenna	Roof-Mounted (Short-Type)	
SAFETY		
SRS Airbags	Driver and Passenger	
Seatbelts	3pt. ELR with Pretensioner (double for driver side)	
	Front	3pt. ELR x 2 and 2pt. Lapbelt
	Rear	3pt. ELR x 2 and 2pt. Lapbelt
Brake Override System [BOS]	Equipped	